


# Innovative Features

*Provide Superior Security and Solve Your Storage Problems.  
Here are only a few examples.*


## Superior Security



■ **Doors And Lids Are Heavily Reinforced.** Super strong doors and lids are heavily reinforced to resist pry bars and forced entry. Provides long-term durability.



■ **Bolt Cutter Free Locking System.** Shackles of padlocks protected from cutting tools inside steel housings. Padlocks cannot be pulled or pried out.



■ **Super-Duty Hinge Resists Forced Entry.** Rugged 14-gauge steel 3/8" continuous hinge with 1/4" steel pin and extra-large 1" knuckles. Staked and welded pin cannot be driven out.


## Rugged Durability



■ **Handle Recess Eliminates Injuries.** Extra tall and deep recess areas prevent pinched fingers when using lifting handles. Recesses protect handles from damage.




■ **Grip Rite™ Channels\* Resist Damage.** Deep-recessed Grip Rite Channels reinforce lid and cannot be damaged by passing equipment. Easy to grip when wet or wearing gloves. *\*patent pending*



■ **Extra-Strong Bolsters\* For Heavy Loads.** New bolster design provides the strength of 9-gauge laminated steel for twice the load-carrying capacity. Tall 3 3/8" forklift height. *\*patent pending*

## Flexible Storage



■ **Storage Locker\* For 60" Long Items.** Field Office has separate storage locker for items up to 60" long. Interior latch release for side entry door increases security. *\*patent pending*



■ **Cabinet Doors Open With One Hand.** Cabinets have foot or hand operated latch release\* requiring only one hand to open doors. Recessed design prevents damage. *\*patent pending*



■ **Tilt-N-Stow™\* Shelf Folds Away.** Hinged Tilt-N-Stow Shelf can be raised to stow wider, taller items inside Slope Lid Box. Holds up to 500 lbs. when lowered. *\*patent pending*